[Faulty model]: iPad mini 3

[Fault phenomenon]: no touch function

Boot touch can't be used

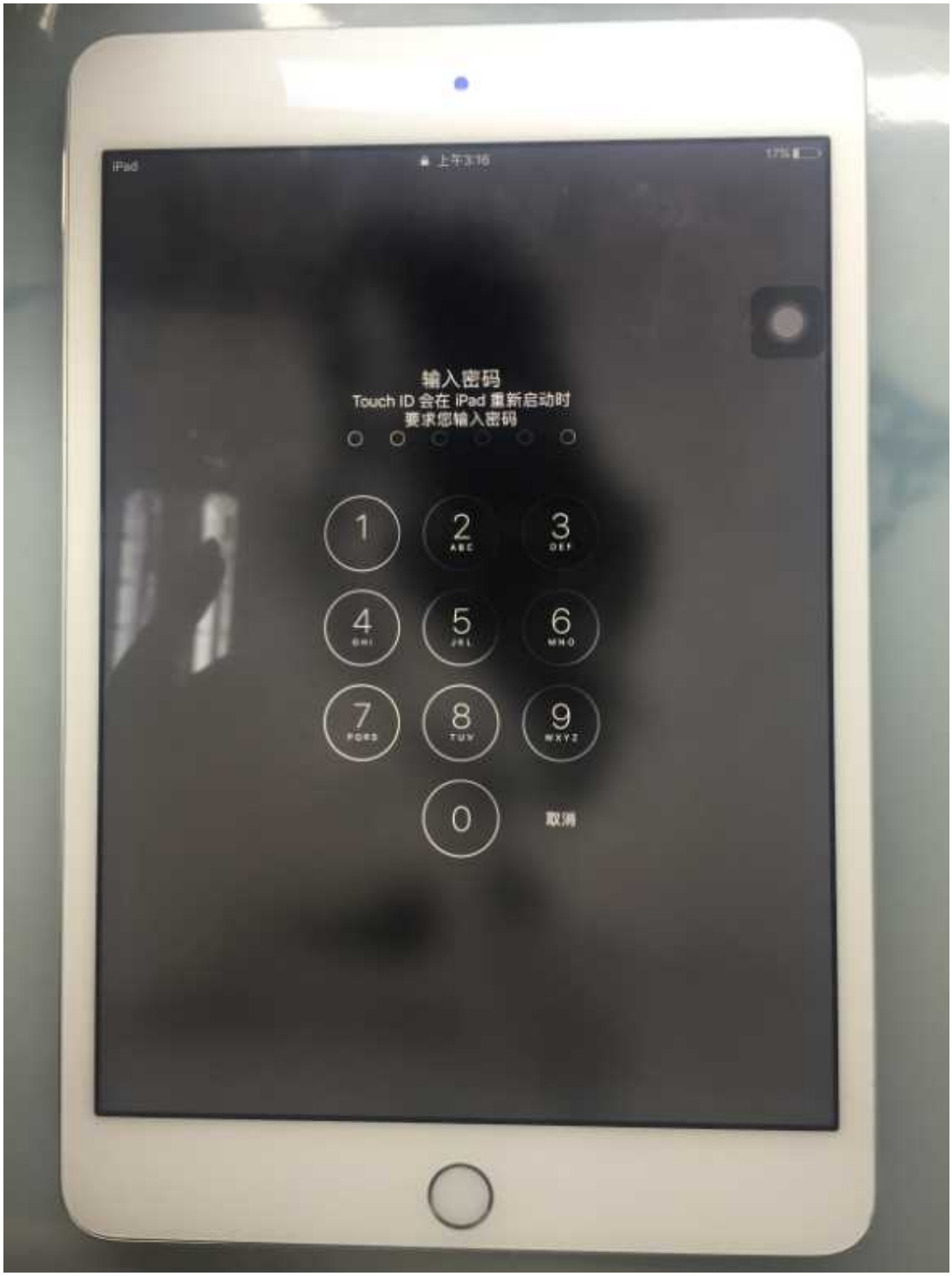

[Fault Analysis]:

The touch can't be used at all, it may be a touch screen problem, or touch circuit problems, and should be gradually eliminated.

[Maintenance process]:

Disassemble the boot, first eliminate the screen itself, replace the touch screen or the sound is still sound.

Remove the motherboard, remove the Shielding cover on the touch chip, and find that the boost Inductor, diode, and capacitor of the touch circuit have burnt marks.



Remove the burnt components, measure the diode value to the ground, Flying wire (connecting two solder joints with thin insulated wires) is replaced with solder pad, replace the new boost Inductor, diode, capacitor, installed test, touch recovery, maintenance is over.





[Maintenance results]:

This machine's no touch function is a malfunction caused by the touch circuit.Replace the burnt components on the touch circuit and troubleshoot.


iPad
上午3:18
18%
输入密码
Touch ID 会在 iPad 重新启动时
要求您输入密码
1
2 ABC
3 DEF
4 GHI
5 JKL
6 MNO
7 PQRS
8 TUV
9 WXYZ
0
删除